

PockEFO 易富钱袋

最快、最准确、最安全的无线信息和交易平台

通过无线、互联网 Internet 和 Intranet, 提供中、港台、美股、外汇金融期货投资分析的解决方案, 将行情数据、基本面资讯、新闻与交易所资讯、专家分析及评论、专业图表和技术分析工具、与在线交易整合为一体, 真正帮助在线投资者实现随时随地便利操作、轻松决策。

易富钱袋 特色集锦

全能港股大利市

个股明细
按盘价, 现价, 变动, 成交量, 成交额, 开盘, 昨收, 昨收, 个股资料等等... 一目了然


操作: **个股明细**

长江实业		CHEUNG KONG	
现价	69.25	-0.25	-0.36%
成交量	2.0M	成交额	202.0M
当日最高	69.75	当日最低	69.00
开盘	69.50	昨收	69.50
平均价	69.28	涨跌幅	1.08
52周最高	78.25	52周最低	50.50
交易单位	1000	货币种类	HKD
每股盈利	4.2376	市盈率	16.34
市盈率	2.43	市面	0.50HKD
总市值	159.88	发行股数	2.3B
股本	3.88	净资产	174.88
特别亏损	1.2BHKD	上市日期	72/11/11

全部分笔成交
明细, 随时连接,
即时拿取

操作: **成交**

长江实业		CHEUNG KONG	
现价	69.25	-0.25	-0.36%
成交量	2.0M	成交额	202.0M
当日最高	69.75	当日最低	69.00
开盘	69.50	昨收	69.50



无线串流式不停
即时报价和实时
走势成交量图,
掌握个股动感

操作: **走势图**

世纪龙虎榜:
五口买卖价, 要求
量及买卖经纪数目,
买卖经纪牌号
买卖多争几口价

操作: **世纪**

长江实业		CHEUNG KONG	
现价	69.25	-0.25	-0.36%
成交量	69.25	买入	69.50
买入	69.25/3	103.0K	
69.00/22	79.0K	69.75/65	191.0K
68.75/21	113.0K	70.00/209	592.0K
68.50/11	53.0K	70.25/24	315.5K
68.25/6	22.0K	70.50/54	378.0K
228	6889	2317	840
3155	5827	3894	5827
5229	4637	2018	9405
-1	6019	5889	9402
2317	2317	5928	2397

世纪龙虎榜:
中英文经纪名称
知己知彼百战百胜

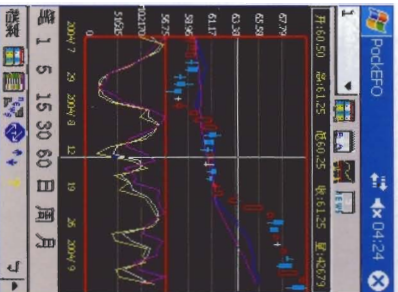
操作: **名称**

长江实业		CHEUNG KONG	
现价	69.25	-0.25	-0.36%
买入	69.00	卖出	69.00
228	6885	2317	8387
3155	7919	3894	3169
5229	6885	2018	8147
-1	8156	5889	2315
2317	5006	5828	3888
885	3989	9400	1398
5518	2319	9227	3185
498	8516	9405	8889
3187	2317	9402	7189

技术分析 与 实时走势图

特强技术分析
十年历史数据
多周期K线

齐全的常用指标	
M.A. 均线	RSI 相对强弱指标
B.B. 布林带	MACD 异同移动均线
DMI 趋向指标	KDJ 随机指标
VOL 成交量	VOL MA 成交量均线



操作: **笔 1 5 15 30 60 日 周 月**

最新上市公司基本资料

资料
公司信
息
公
告
回
顾
业
务
展
望
综
合
展
望
资
产
负
债
率
现
金
流
量
派
息
比
率
派
息
派
派

长江实业		CHEUNG KONG	
现价	69.25	-0.25	-0.36%
买入	69.00	卖出	69.00
228	6885	2317	8387
3155	7919	3894	3169
5229	6885	2018	8147
-1	8156	5889	2315
2317	5006	5828	3888
885	3989	9400	1398
5518	2319	9227	3185
498	8516	9405	8889
3187	2317	9402	7189

操作: **个股基本面**

个股相关的实时新闻、股评、研究报告、专家推荐、交易所公布及公司通报(视频传送)。每日提供的实时新闻、专家资讯超过800条,针对不同投资对象满足多样化的投资需求。

直接挂钩国际超级券商多市场下单平台

易富钱袋 提供 Multi-markets

直达处理式 (straight-through processing) 多市场下单与回报系统, 与数家国际超级券商如

长江实业		CHEUNG KONG	
现价	69.25	-0.25	-0.36%
买入	69.25	卖出	69.50
69.25/3	65.0K	69.50/23	103.0K
69.00/22	79.0K	69.75/65	191.0K
68.75/10	113.0K	70.00/209	592.0K
68.50/11	53.0K	70.25/24	315.0K
68.25/6	22.0K	70.50/54	278.0K

操作: **下单平台**

操作: 交易 查询 设置 退出

等合作开发设计了适用于中国投资者的多市场下单交易平台,能以最快的时间、最便利的操作实施多市场委托交易,让国际级投资者处处逢源,真正做到 Profit Everywhere with PockeFO.

不限股数的多市场自选股列表

Unlimited stocks selected from multi-markets

代码	现价	涨跌	成交量	金额
1	69.25	-0.25%	2.0M	202.0M
2	44.60	-0.50%	5.0M	365.0M
3	14.35	0.15%	4.0M	66.0M
4	27.95	0.25%	3.0M	110.0M
5	124.00	0.50%	3.0M	331.0M
6	35.00	--	2.0M	89.0M
7	0.25	--	38.0K	9.0K
8	5.30	0.10%	107.0M	564.0M
9	0.95	--	-0	-0
10	12.25	-0.05%	2.0M	35.0M

操作: **hk** **cn** **tw** **us** **fx** **ft** **1**

hk	stock, warr., option, bond, future
香港	股票, 权证, 期权, 债券, 期货
cn	A-share, B-share, funds, bond
沪深	A股, B股, 科技股, 基金, 债券
tw	TSE, OTC, Taimex
台湾	台交所, 台OTC, 台期货
us	Nasdaq, NYSE, AMEX
美股	纳斯达克, 纽约, 美国交易所
fx	Spot, Future & Forward FOREX
外汇	外汇现货和期货
ft	Global and China futures
期货	世界及中国期货
1	自选股版块3, 即算盈亏投资组合2
1	Self-select 3, Portfolio 2

EFO Mission 易富使命

The unique mission of EFO is "devising solutions for investors to excel in global investing" deliver first - hand, comprehensive financial information and expedite multi-markets trading requirement at exceptional speed with straight through processing.

【为投资者创造最优越的国际投资环境】

易富以此使命为目标,不断提高不断发展、竭力为投资者提供快捷,全面的财经信息服务与稳定,直达处理的多市场网上交易平台!

PockeFO 易富钱袋

Another innovative and productive financial application powered by

EFO Limited

China: 2/F, Wei Long Commercial Building
Block 3, Lane 1040 Cao Yang Road,
Shanghai, China 200063

Tel: 86-21-6254 8862 Fax: 86-21-6254 6170

Hong Kong: Suite 1907 Hang Bong Commercial
Centre, 28 Shanghai St., Kowloon, Hong Kong
Tel: (852) 3115 0355 Fax: (852) 3115 0358

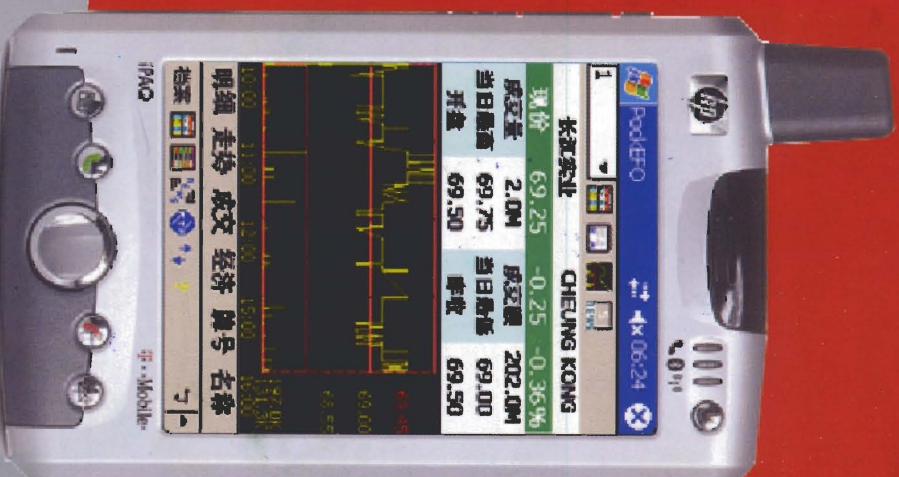
上海易富财经信息有限公司 EFO (China) Ltd
中国上海曹杨路1040弄3号楼伟龙商务楼2层
电话: (021) 62548862 62548767 62548769
传真: (021) 6254 6170

易富财经有限公司 EFO Limited
香港九龙上海街28号恒邦商业中心1907室
电话: (852) 3115 0355 传真: (852) 3115 0358
四川易富财经有限公司
成都市人民中路三段2号万富大厦5楼
电话: (028) 8627 7193 传真: (028) 8627 7193

全国免费热线: 800-820-2680
上海: (021) 6254 8769 香港: (852) 3115 0355
成都: (028) 8627 7193 深圳: (755) 8211 6372

www.EFO.cn Email: efo@efo.cn

大户赢家系列



PockeFO 易富钱袋


THE POWER YOU NEED TO
PROFIT FROM SINO-MARKETS

最快、最准确、最安全的
无线信息和交易平台

EFO
Powered

You won't miss anything - True Mobility

Premier Wireless and Internet based financial and analytical solution that combines a comprehensive package of market data, fundamentals, time & sales with market depths, analytics and news, professional charting and technical analysis tools to help serious online investors follow the Sino-markets with ease.



First Completed Teletext for HK Stocks

The most completed Teletext page for HK Stocks including nominal price, net changes, volume in number and value, high, Low, open, close, average price, amplitude, 52w high/low, traded prices and volume during pre-opening/auction trading sessions, and stock related information as well as Market Depth & Brokers Queue: Five best Bid/Ask with volume and no. of brokers queued; detailed brokers queue with broker number and names in both Chinese and English.

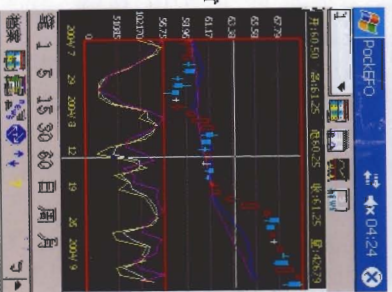
PockEFO		CHEUNG KONG	
长江实业		0024	
Price	69.50	0.25	0.36%
Volume	2.0M	Amount	202.0M
High	69.75	Low	69.00
Open	69.50	Close	69.50
AM/Pr	69.28	Spread	1.08
52w H	78.75	52w L	50.50
Lot size	1000	In	16.34
EPS	4.2376	P/E	16.34
Yield	2.43	F.Val	0.50HKD
Mkt cap	159.8B	Sh Out.	2.3B
Equity	3.8B	Asset	174.8B
P/L	1.2BHKD	List at	72/11/1

"Streaming" Intraday Chart w. Volume

Intraday chart with detailed price and volume delivered with our state-of-art SMART (Streaming Mobile Application Real-time Technology) grants you full feel and trend of the stock movement. It offers in "big" full screen and quote accompanied modes.

Professional T. A. & Charting in Mobile

Look, feel, function and as powerful as you can find in sophisticated desktop TA and charting application. Full screen clarity displays all over 10 years historical fluctuation with detailed HLWOC. Indicators such as parameterized MA, Bollinger Band, RSI, MACD, etc. are all handily available. A comprehensive collection of company news and announcement from the Exchange, market news and watches, brokers and professional commentary and fundamental analysis are all with a tabbing away.



Internet Trade integrated and ready

Cooperated with global brokers, PockEFO offers wireless and real-time online trading platform. It provides order entry, order management, portfolio management, and Sino-market order routing facilities (China, Hong Kong and Taiwan) for true market interconnectivity and superior straight through processing with Exchanges' trading engine.

PockEFO		Trade Inq Setup Exit	
00005 汇率控股		HSBC Holdings	
Price	69.25	0.25	-0.36%
Bid	69.25	Ask	69.50
3	55.0K	69.50	23 191.9K
9	79.0K	69.75	65 126.2K
22	113.0K	70.00	239 692.0K
58.50	11	53.0K	70.25 24 315.0K
68.25	6	23.0K	70.50 23 126.0K